

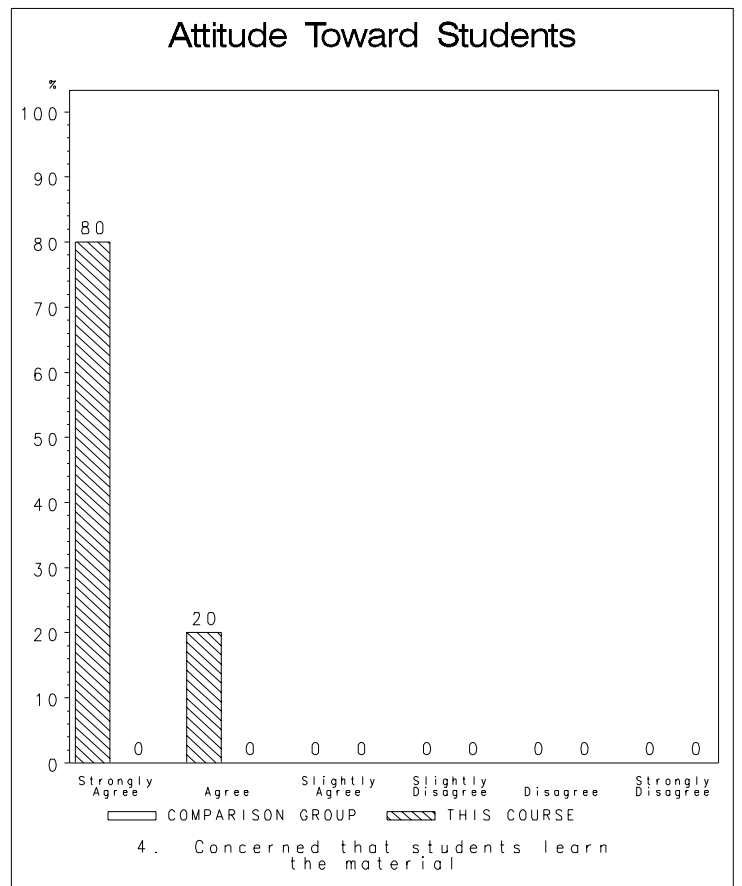
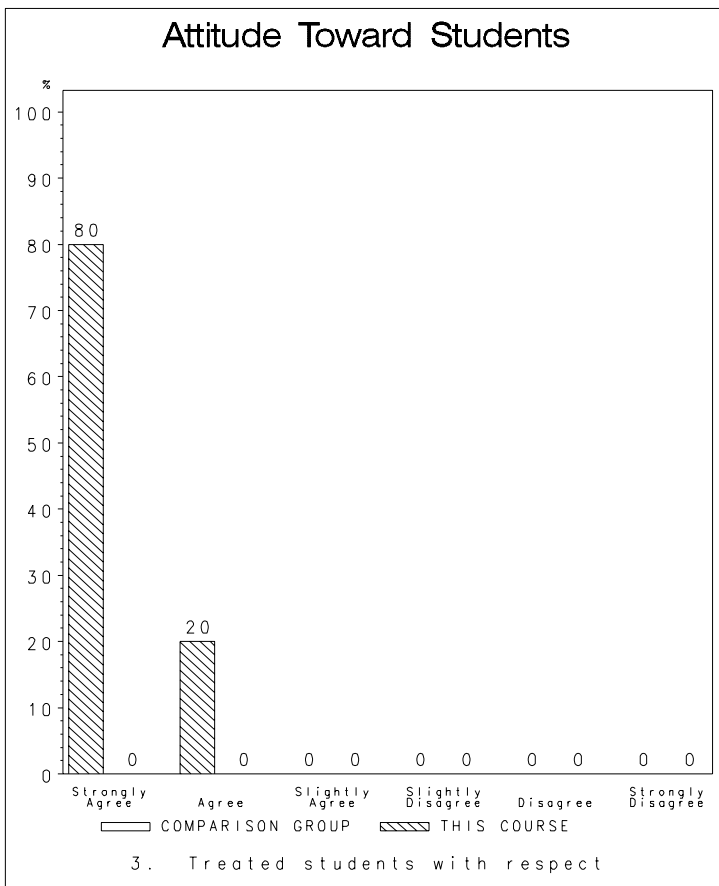
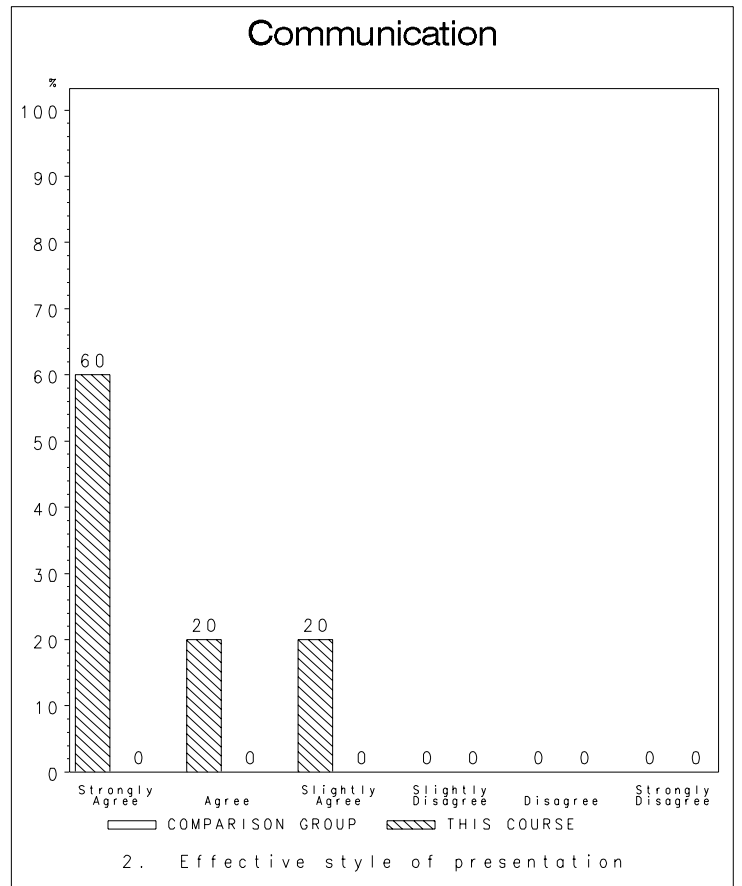
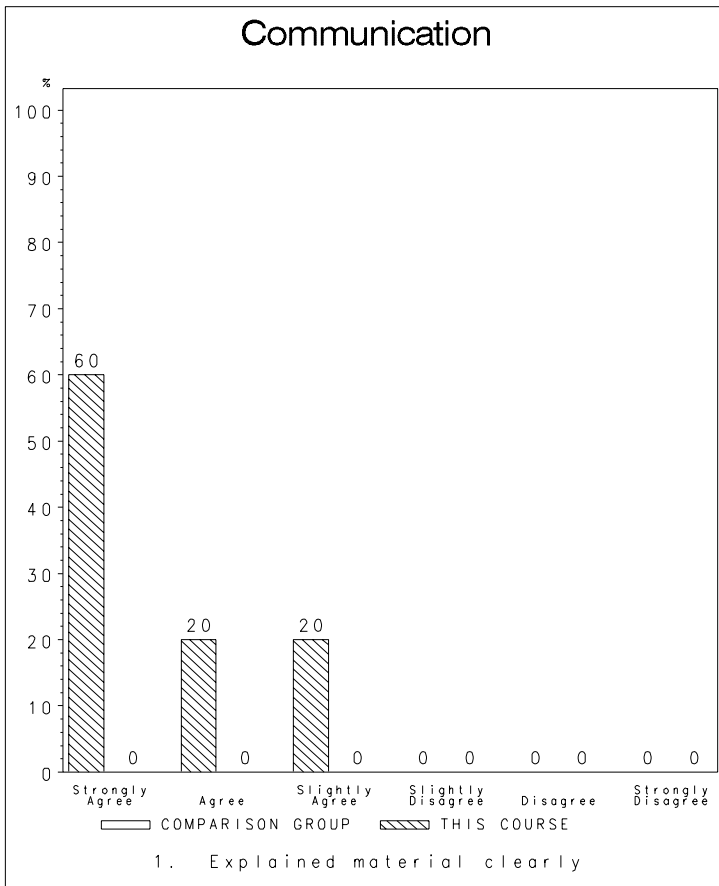
| | This Class | | Comparison Group | |
|--|------------|--------|------------------|--------|
| | # | % | # | % |
| 1. Requirement or elective status | | | | |
| In students' major field of study | 5 | 100% | 0 | 0.0% |
| University requirement for degree program | 0 | 0.0% | 0 | 0.0% |
| An elective (whether or not in major) | 0 | 0.0% | 0 | 0.0% |
| | <hr/> | <hr/> | <hr/> | <hr/> |
| | 5 | 100.0% | 0 | 100.0% |
| 2. Did students' academic background prepare them | | | | |
| Yes | 5 | 100% | 0 | 0.0% |
| No | 0 | 0.0% | 0 | 0.0% |
| | <hr/> | <hr/> | <hr/> | <hr/> |
| | 5 | 100.0% | 0 | 100.0% |
| 3. Classification of student | | | | |
| Freshman | 0 | 0.0% | 0 | 0.0% |
| Sophomore | 0 | 0.0% | 0 | 0.0% |
| Junior | 0 | 0.0% | 0 | 0.0% |
| Senior | 0 | 0.0% | 0 | 0.0% |
| Graduate student | 5 | 100% | 0 | 0.0% |
| Other | 0 | 0.0% | 0 | 0.0% |
| | <hr/> | <hr/> | <hr/> | <hr/> |
| | 5 | 100.0% | 0 | 100.0% |
| 4. Approximate number of absences from this class | | | | |
| Less than 3 | 5 | 100% | 0 | 0.0% |
| 3-5 | 0 | 0.0% | 0 | 0.0% |
| 6-9 | 0 | 0.0% | 0 | 0.0% |
| 9-11 | 0 | 0.0% | 0 | 0.0% |
| 12 or more | 0 | 0.0% | 0 | 0.0% |
| | <hr/> | <hr/> | <hr/> | <hr/> |
| | 5 | 100.0% | 0 | 100.0% |
| 5. Approximate number of hours/week in preparation | | | | |
| Less than 3 | 0 | 0.0% | 0 | 0.0% |
| 3-5 | 5 | 100% | 0 | 0.0% |
| 6-9 | 0 | 0.0% | 0 | 0.0% |
| 9-11 | 0 | 0.0% | 0 | 0.0% |
| 12 or more | 0 | 0.0% | 0 | 0.0% |
| | <hr/> | <hr/> | <hr/> | <hr/> |
| | 5 | 100.0% | 0 | 100.0% |
| 6. Grade student expects to receive in course | | | | |
| A | 3 | 60.0% | 0 | 0.0% |
| B | 2 | 40.0% | 0 | 0.0% |
| C | 0 | 0.0% | 0 | 0.0% |
| D | 0 | 0.0% | 0 | 0.0% |
| F | 0 | 0.0% | 0 | 0.0% |
| I | 0 | 0.0% | 0 | 0.0% |
| | <hr/> | <hr/> | <hr/> | <hr/> |
| | 5 | 100.0% | 0 | 100.0% |

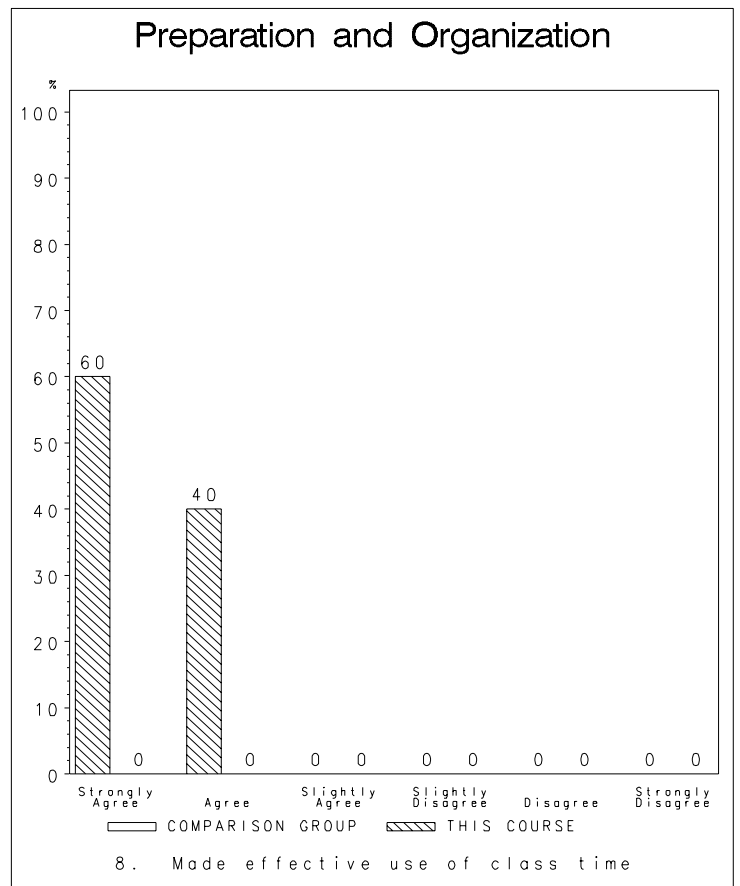
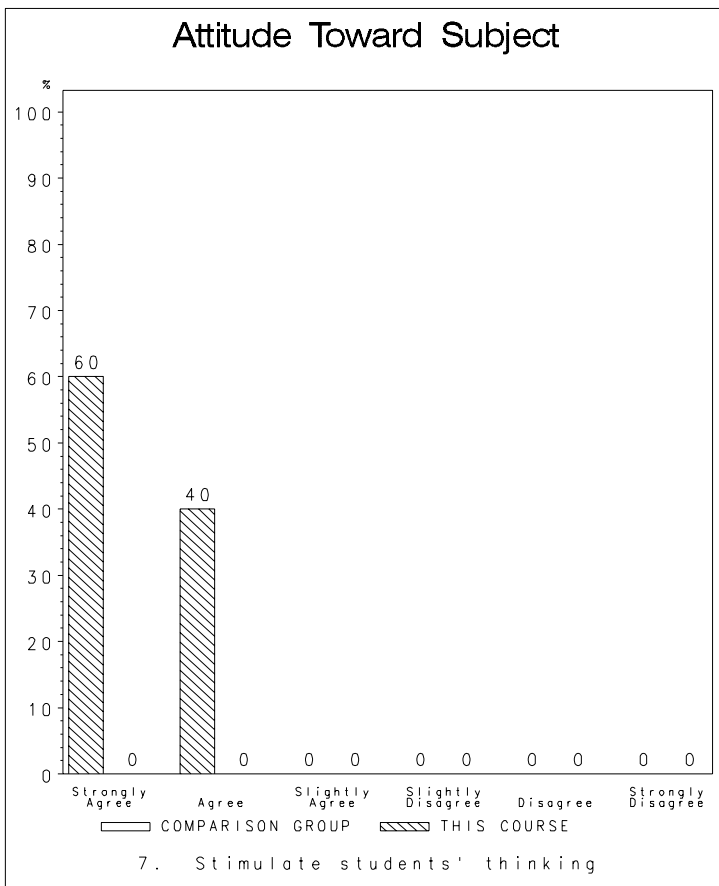
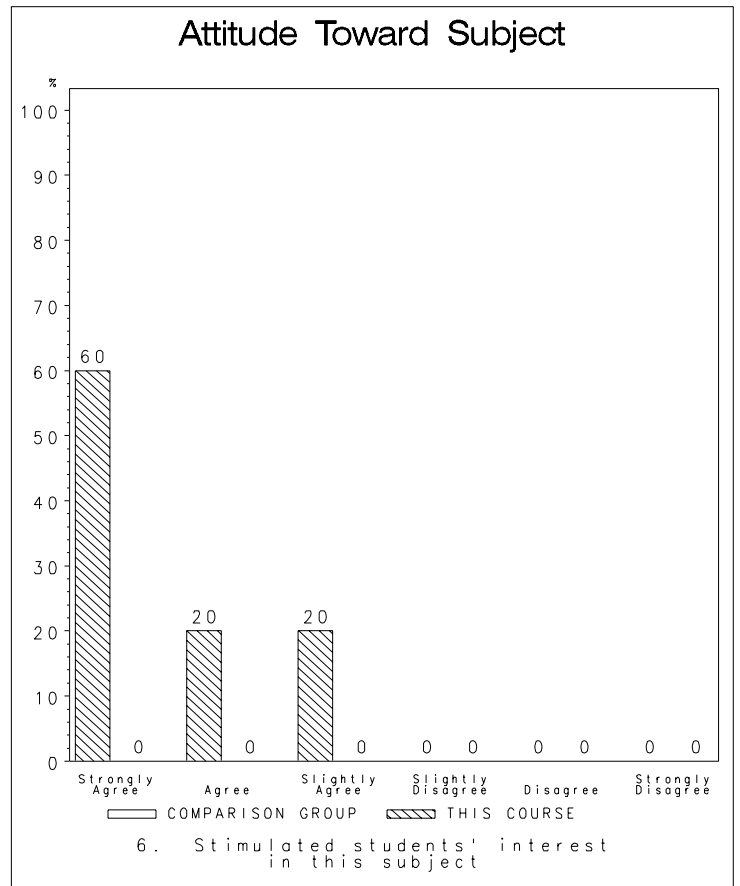
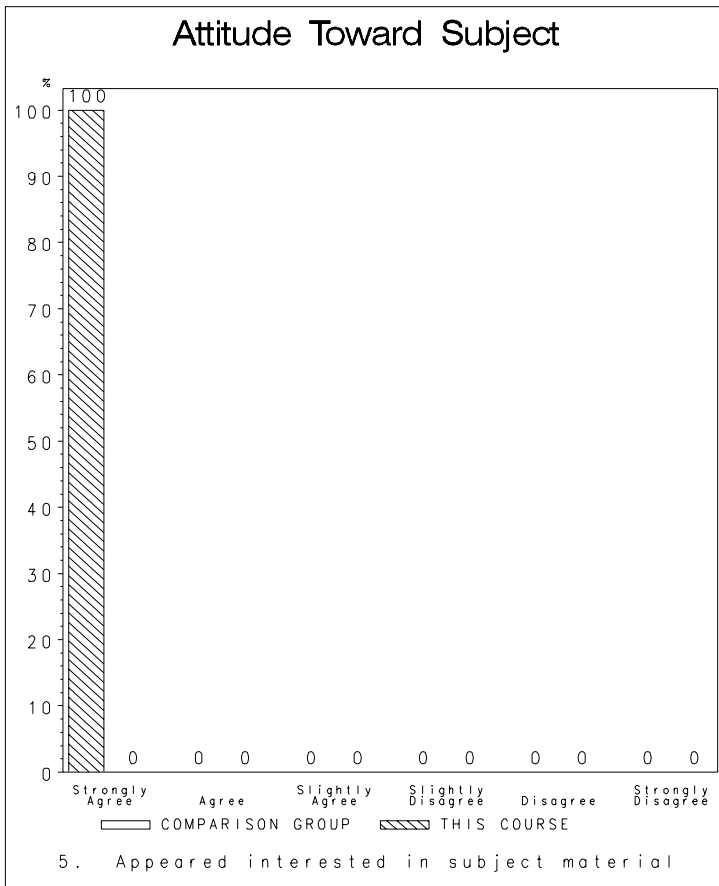
| Term | Department | Course | Section | Professor | CID | Page |
|-------------|------------|--------|---------|-----------|-------|--------|
| Spring 2005 | &DEPT | 5351 | 01 | 776944 | 10348 | 2 of 6 |

Comparison Group Information

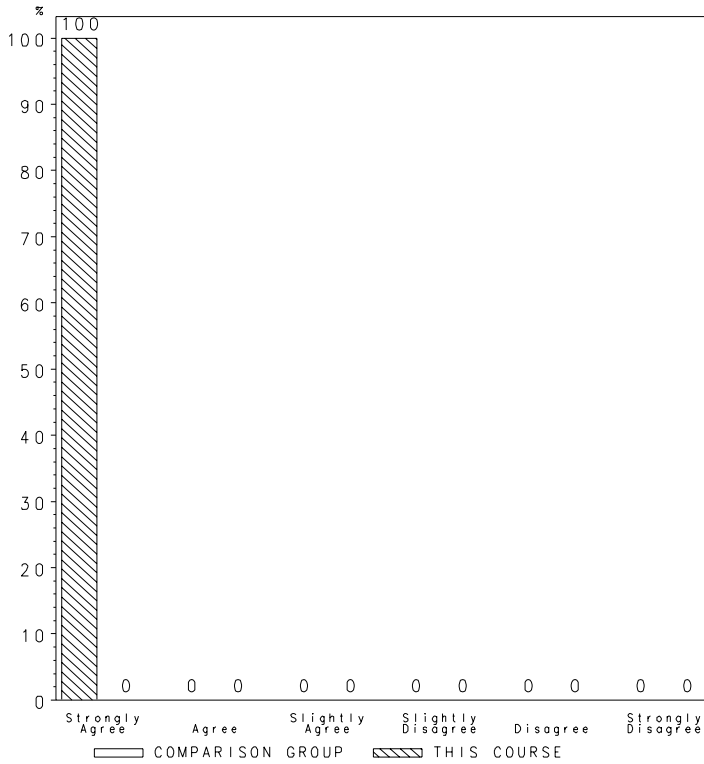
NOTE: There were no courses in the comparison group or there was only one professor in the comparison group.

Comparison group information will not be printed.



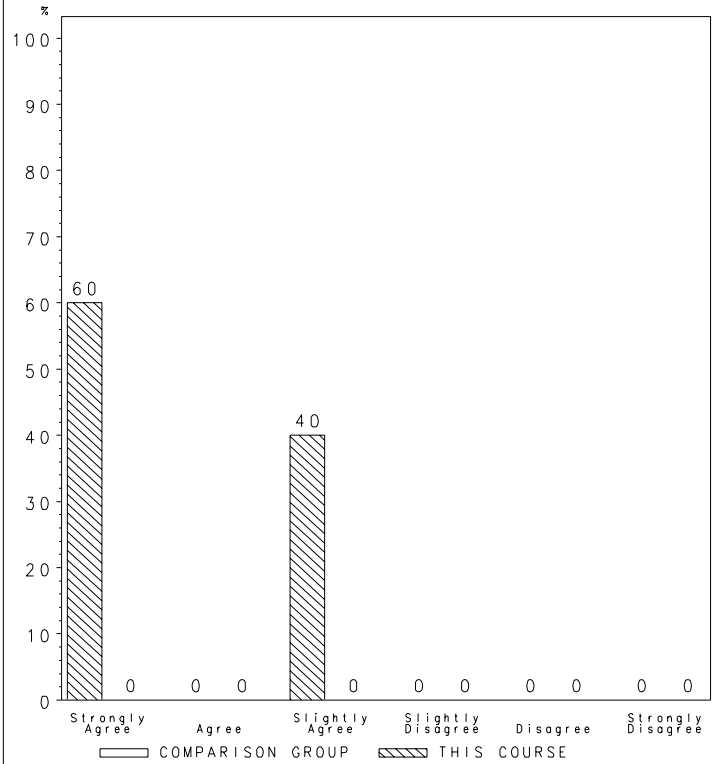


Preparation & Organization



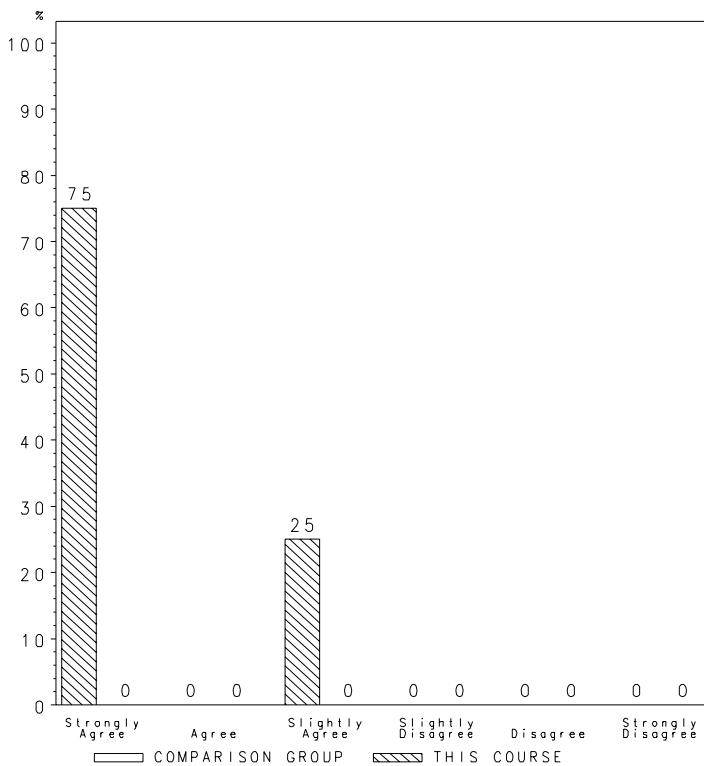
9. Instructor was well-prepared for each class

Preparation & Organization



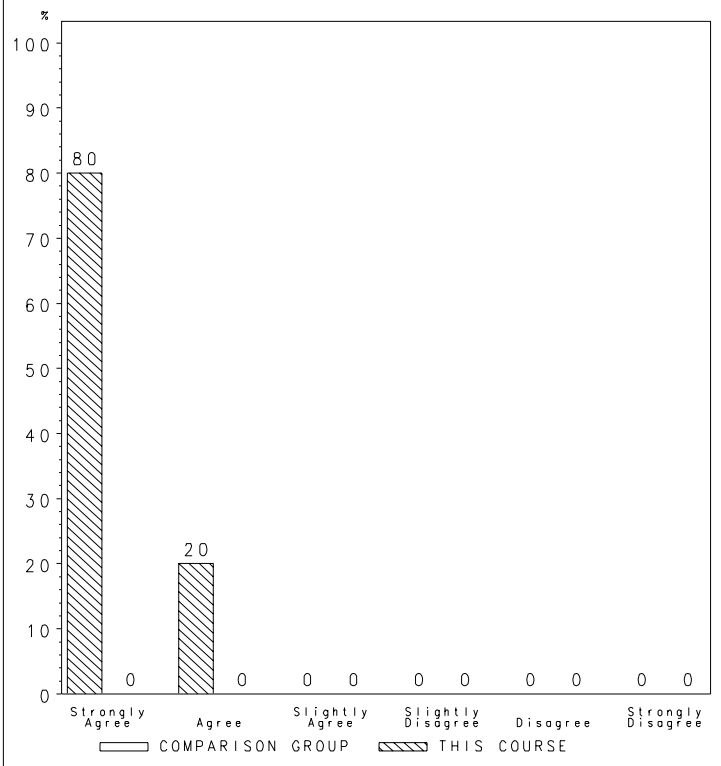
10. Course was well-organized

Policy & Evaluation



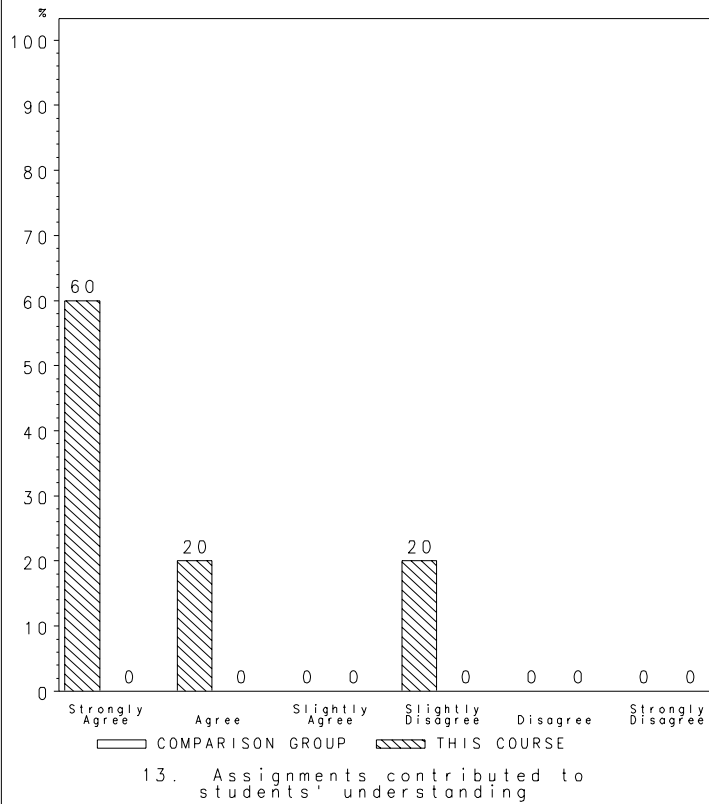
11. Class requirements were clearly explained

Policy & Evaluation

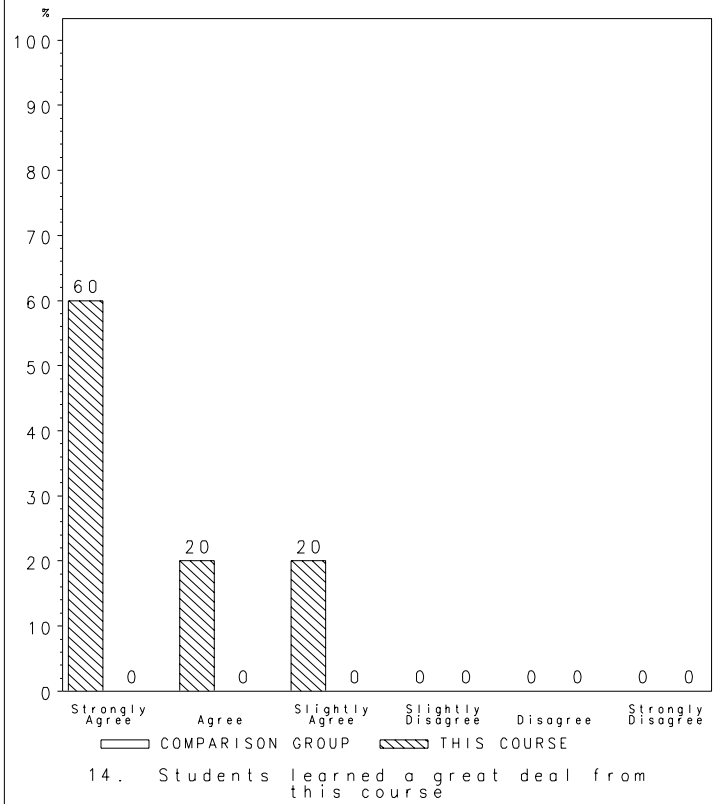


12. Exams were good measure of students' knowledge

Text & Instructional Material



Overall



Overall

